



School Report 2025

Care Learn Thrive



Welcome

It is my pleasure to present the 2025 Annual Report for Marangaroo Primary School. This year has been one of consolidation and purposeful progress, as we have continued to embed a clear direction focused on high-impact teaching, student achievement, and a strong, supportive culture for learning.

Throughout the year, our staff have remained focused on what matters most — our students. Their commitment to collaboration and professional growth has strengthened the quality and consistency of teaching across the school, resulting in greater alignment in classroom practice and a more cohesive whole-school approach.

A key focus in 2025 has been the establishment of Curriculum Teams in English and Mathematics, driving the implementation of evidence-based instructional practices. Programs have been refined to align with whole-school approaches, with targeted strategies to improve student progress and address gaps identified through previous NAPLAN data. Our 2025 results show areas of growth, alongside clear next steps, particularly in the early years.

The Public School Review one-year return process provided an important opportunity to reflect on our progress. Encouragingly, the number of recommendations for improvement was reduced from 19 to 11, highlighting the impact of strengthened practices, improved program alignment, and increased clarity in our strategic direction. The remaining recommendations continue to guide our next phase of improvement.

Our focus extends beyond academic achievement. We have continued to prioritise a strong sense of belonging and cultural responsiveness across the school. Initiatives such as Harmony Day and Aboriginal Cultural Awareness activities have strengthened relationships and fostered an inclusive and respectful environment.

The School Board, under the leadership of Chair Catherine Smith, has continued to play a vital role in supporting the school's strategic direction. I thank Catherine and all Board members for their ongoing commitment and support.

Looking ahead, we remain focused on:

- Consistent, high-quality instruction in every classroom.
- Continued improvement in student progress and achievement in core learning areas.
- Strengthening leadership capability across the school.
- Supporting the whole child through integrated wellbeing and engagement strategies.

I am proud of the collective efforts of our staff, students, and wider school community throughout 2025. Together, we have built strong momentum and are well positioned to continue improving outcomes for every student at Marangaroo Primary School.

Adam Beilken

Principal

Marangaroo Primary School

Our School

Marangaroo Primary School is a proud and inclusive Independent Public School located in the suburb of Marangaroo. We are a mainstream primary school with an onsite Specialist Learning Program (SLP) for students with Autism. Students in the program are integrated into mainstream and specialist classes and are valued members of our school community. The SLP supports students from across the Perth metropolitan area.

Our vision—Care, Learn, Thrive—underpins our commitment to high expectations for all members of our community. At the centre of our work is a focus on ensuring every student is supported to achieve success.

The school has reviewed and strengthened its approach to behaviour management, aligning with the Positive Behaviour in Schools (PBS) framework. Our whole-school behaviour matrix—We are Responsible, We are Respectful, and We are Achievers—provides a consistent foundation that is well understood and demonstrated by students. In 2025, the school secured Department of Education funding for a Complex Behaviour Support Coordinator. This has enabled the appointment of a teacher to the role for two days per week, supporting the development of a refined Behaviour Management Plan and associated Good Standing processes.

At Marangaroo, every student is known and supported by staff. We work collaboratively to ensure students develop a strong sense of belonging and are equipped to take responsibility for their learning and choices.

The school continues to prioritise improvement, with a focus on developing middle leaders to drive curriculum and whole-school initiatives. In 2025, a School Improvement Committee was established to monitor progress and maintain a clear focus on sustained, long-term improvement.

A Student Services Team was also established in 2025 to strengthen support for students at risk. This team includes members of the leadership team, the School Psychologist, Mrs Hayley Grant, and the school chaplain, Mr Grahame Walker, working together to provide coordinated and targeted support.

We value strong partnerships with families and encourage active involvement in each child's learning. Marangaroo Primary School remains committed to achieving excellence through a balanced focus on academic achievement, and the social and emotional wellbeing of every student.

Our Community

Our community is culturally diverse and we encourage strong links between school and home. We also work collaboratively with other organisations and high schools in our local area, to provide enrichment opportunities for our students.

In 2025, we engaged well with our local community by:

- Holding an open evening where the community could come in and view students' work.
- Developing a relationship with Girrawheen SHS to support student transition.
- Holding NAIDOC Week activities across the school
- Development of 'Our Parent/Carer Communication Plan'
- Mentally Healthy Week with community picnic in Term 4.
- Harmony Day
- Hosting a Parent Open Evening in Term 3 with an Arts focus.

2026 Priorities

- Improving communication between the school and the wider community. This will be through M Chat Newsletters, Classroom Dojo Posts and Compass Communications. The school will investigate the implementation of a Facebook page where information will be posted for the school community
- Facilitate smoother transitions from one school year to the next by holding a welcome to your classroom afternoon before school returns.
- Working with Girrawheen and Warwick Senior High Schools to improve the transitions for exiting Year 6 students. All Year 5 & 6 students will attend Girrawheen’s ‘Have a Try Day’ in Term 1.

Our Students – Numbers, Attendance and Characteristics

Student Numbers

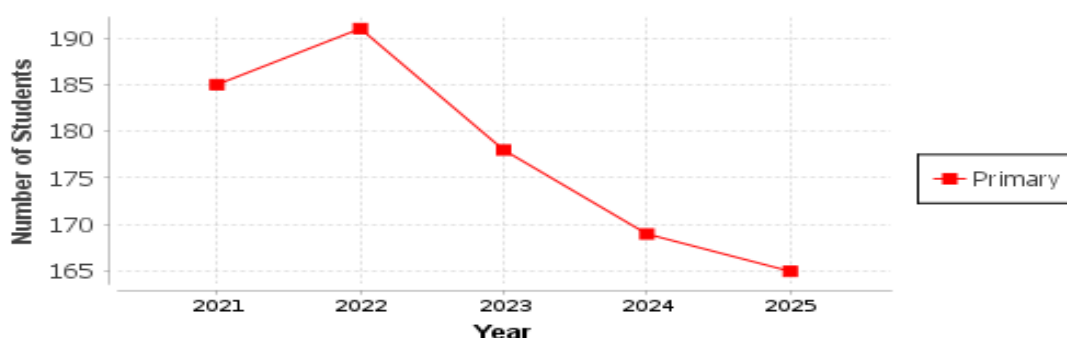
Marangaroo Primary School is a diverse and multicultural community. Approximately 25% of our students come from a language background other than English, representing over 15 different languages and dialects, with Vietnamese being the most common.

The school’s Specialist Learning Program (SLP) for students with Autism supports 25 students in 2025. The program is designed to build students’ capacity to successfully engage in a mainstream learning environment. Students are integrated into mainstream classrooms and supported through dedicated hub spaces by specialised staff.

In 2025, students participated in specialist learning areas including Science, Physical Education, and Health. A range of extracurricular opportunities were also available, including Pokémon Club, Choir, Digital Technology Club, and Sporting Schools, providing students with additional avenues for engagement and enrichment.

Student enrolment trends indicate a decline in numbers since 2022, which continued into the beginning of 2025. However, enrolment data towards the end of 2025 shows a positive shift, with an increase in student numbers.

Semester 2 Student Numbers



Student Attendance

Student attendance remains an ongoing focus for the school. In 2025, we continued to implement targeted strategies to improve attendance, including regular monitoring of data, early identification of students at risk of non-attendance, and proactive engagement with families. Through a coordinated approach led by the Student Services Team, the school has worked to reinforce the importance of regular attendance and support students and families to overcome barriers. Improving attendance continues to be a priority area to ensure all students are provided with the best opportunity to succeed.

Overall, student attendance rates in 2025 were lower than both like schools and WA public schools. The percentage of students regularly attending was steadily increased since 2023. In 2025, there was a 2.4% increase in the number of students who were classified in the severe non-attendance category.

Attendance Overall Primary

	Non-Aboriginal			Aboriginal			Total		
	School	Like Schools	WA Public Schools	School	Like Schools	WA Public Schools	School	Like Schools	WA Public Schools
2023	89.9%	89.6%	90.3%	70.3%	82.3%	74.3%	88.5%	89%	88.9%
2024	90.3%	90.3%	91%	77.5%	79.3%	74.3%	89.7%	89.3%	89.4%
2025	88.9%	90.2%	90.7%	74.7%	77.9%	73.2%	88.1%	89%	89.1%

Attendance Overall Primary

	Attendance Category			
	Regular	At Risk		
		Indicated	Moderate	Severe
2023	55.4%	29.5%	11.4%	3.6%
2024	61.7%	24.0%	10.9%	3.4%
2025	61.8%	24.3%	8.1%	5.8%
Like Schools 2025	60.7%	25.1%	10.4%	3.8%
WA Public Schools	64.0%	23.0%	9.0%	4.0%

2026 Attendance Targets and Strategies

- Case manage students that are in the severe category. Include SSEN:D, SSEN:BE and external providers in the case management meetings to restore attendance.
- Increase the percentage attendance of Aboriginal Students. Marangaroo Primary School will look to hire an AIEO to liaise with families when students are not attending school.
- Work closely with families where there is a repeated history of non-attendance. Parents to be contacted by the classroom teacher on the third day of absence.

Destination High Schools

Our Year 6 students in 2024 continued their educational journey at the following high schools:

School	Number of Students
Girrawheen Senior High School	9
Warwick Senior High School	7
Ashdale Secondary College	3
West Coast Education Support	1
Carine Senior High School	1

Student Suspension

Student suspensions decreased in 2025 by 2.2% from 2024. At the heart of this change is the implementation of the school wide Positive Behaviour Schools Program (PBS) where behavioural lessons are explicitly taught daily at 11.00am.

Our Staff

In 2025, our staff have continued to build on the strong foundations established in the previous year, working with a shared and clearly defined improvement agenda focused on enhancing outcomes for every student. Collaboration remains a key strength, with staff working purposefully to set measurable goals and maintain collective responsibility for student success. Ongoing data analysis and structured planning processes continue to inform teaching practice and support targeted, responsive instruction across the school.

Staff have further strengthened their engagement in high-impact professional learning and have taken on active roles within Curriculum Teams and priority areas. This distributed leadership approach has enhanced staff capacity and strengthened consistency in practice across classrooms. The collective commitment to continuous improvement has enabled the school to respond effectively to student needs while maintaining a clear focus on achieving sustained growth and excellence.

Marangaroo had less full-time equivalent employees in 2025 from 2024. This followed the downward trend of student enrolment during this period.



	No	FTE	AB'L
Administration Staff			
Principals	1	1.0	0
Associate / Deputy / Vice Principals	1	1.0	0
Program Coordinators	1	1.0	0
Total Administration Staff	3	3.0	0
Teaching Staff			
Other Teaching Staff	17	14.2	0
Total Teaching Staff	17	14.2	0
Allied Professionals			
Clerical / Administrative	3	2.2	0
Gardening / Maintenance	1	0.6	0
Other Allied Professionals	17	13.9	1
Total Allied Professionals	21	16.7	1
Total	41	33.9	1

2026 Priorities

- Continue to align professional learning to the current needs of the school, focusing on curriculum development, effective teaching, Positive Behaviour Support and educational leadership. Professional Learning with Brightpath, CMiS and Berry Street Education will be prioritised.
- Develop a workforce plan that takes into consideration the long term needs of the school. A focus will be in hiring Early Childhood Educators to replace teachers that are expected to leave Marangaroo Primary School.

Student Achievement and Progress

NAPLAN

The 2025 NAPLAN data demonstrates areas of both achievement and growth across the school. The Year 3 cohort performed within the expected range across all assessed areas, indicating a solid foundation in early years learning. The Year 5 cohort demonstrated expected achievement in Numeracy, Reading, and Spelling, and performed above expected levels in Writing. In terms of student progress, the Year 5 cohort showed expected growth in most areas, with notable improvements of 1.4 standard deviations in Reading and 1.9 in Writing.

These gains reflect the impact of targeted school improvement strategies initiated in 2024, including collaboration with Statewide Services and the implementation of the English Operational Plan. In 2025, this work was strengthened through the development of middle leadership capacity, with leaders undertaking targeted data analysis training. This has supported more precise use of student data to inform teaching and learning programs, and underpinned the development of both the English and Mathematics Operational Plans.

While these results are encouraging, the data also highlights the need for continued focus on consistent, evidence-based instruction and early intervention strategies, particularly in the early years. This will remain a key priority as the school works to further improve student achievement and progress across all year levels.

	Year 3			Year 5		
	2023	2024	2025	2023	2024	2025
Numeracy	-0.7	-1.8	0.3	-2.8	-2.3	-0.6
Reading	-1.6	-1.8	0.7	-2.0	-0.9	-0.2
Writing	-0.7	-2.4	-0.4	-1.3	0.1	1.2
Spelling	-0.4	-1.1	0.3	-0.7	-0.5	-0.4
Grammar & Punctuation	-1.0	-1.5	-0.1	-1.1	-2.5	0.2

Copy Options

Above Expected - more than one standard deviation above the predicted school mean

Expected - within one standard deviation of the predicted school mean

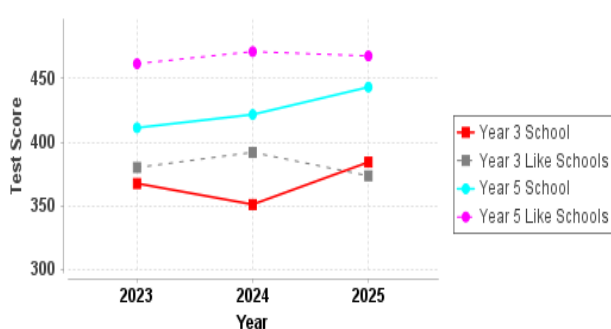
Below Expected - more than one standard deviation below the predicted school mean

If blank, then no data available or number of students is less than 6

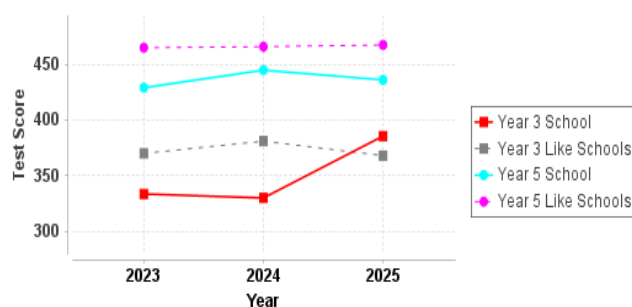
To sustain and build on the growth achieved, Marangaroo Primary School will continue to implement the following key strategies:

- The Distributed Leadership Team has engaged in targeted professional learning focused on interpreting NAPLAN data and using this analysis to identify strengths, areas for improvement, and targeted actions at a classroom and whole-school level.
- Ongoing moderation of student work within Phase of Learning Communities to ensure consistency of teacher judgement and alignment with systemic data. Staff are increasingly utilising Brightpath assessment tools to support this process.
- The annual development and refinement of Literacy Operational Plans to strengthen whole-school alignment, ensuring consistency in instructional practices and program delivery across all year levels.

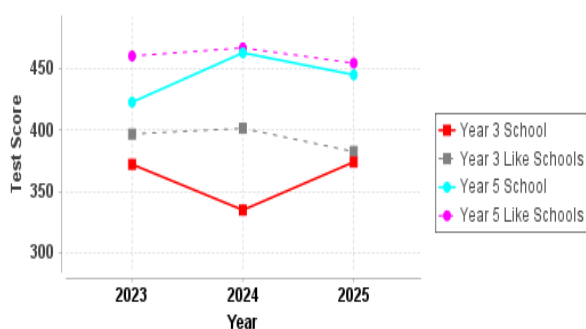
Average Numeracy Score



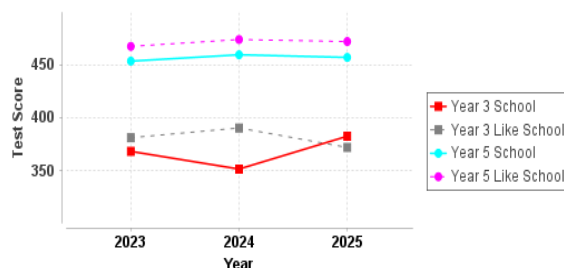
Average Reading Score



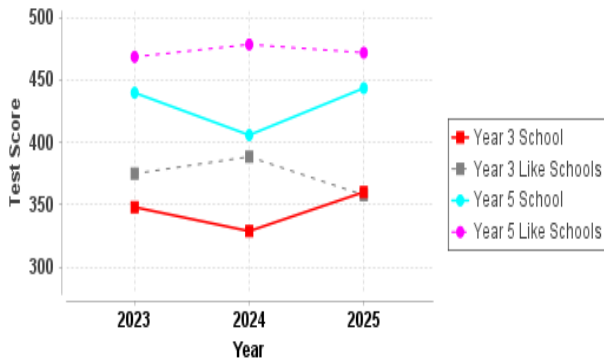
Average Writing Score



Average Spelling Score



Average Grammar & Punctuation Score



Our Finances and Resources

ONE LINE BUDGET - Dec 2025 (Verified Dec Cash)

	Current Budget (\$)	Actual YTD (\$)
Carry Forward (Cash):	44,086	44,086
Carry Forward (Salary):	100,516	100,516
INCOME		
Student-Centred Funding (including Transfers & Adjustments):	4,294,727	4,294,727
Locally Raised Funds:	170,412	84,681
Total Funds:	4,609,740	4,524,010
EXPENDITURE		
Salaries:	3,737,402	3,737,402
Goods and Services (Cash):	505,414	404,699
Total Expenditure:	4,242,816	4,142,101
VARIANCE:	366,925	381,909



OFFICIAL

INCOME - Dec 2025 (Verified Dec Cash)		
	Current Budget (\$)	Actual YTD (\$)
Carry Forward (Cash)	44,086	44,086
Carry Forward (Salary)	100,516	100,516
STUDENT-CENTRED FUNDING		
Per Student	1,673,391	1,673,391
School and Student Characteristics	1,920,559	1,920,559
Disability Adjustments	84,716	84,716
Targeted Initiatives	552,780	552,780
Operational Response Allocation	45,858	45,858
Total Funds:	4,277,304	4,277,304
TRANSFERS AND ADJUSTMENTS		
Regional Allocation	10,500	10,500
School Transfers – Salary	(238,078)	(238,078)
School Transfers - Cash	245,000	245,000
Department Adjustments	0	0
Total Funds:	17,422	17,422
LOCALLY RAISED FUNDS (REVENUE)		
Voluntary Contributions	2,210	1,980
Charges and Fees	31,335	15,408
Fees from Facilities Hire	12,912	12,912
Fundraising/Donations/Sponsorships	170	170
Commonwealth Govt Revenues	0	0
Other State Govt/Local Govt Revenues	70,000	0
Revenue from CO, Regional Office and Other schoo	1,364	686
Other Revenues	52,421	53,525
Transfer from Reserve or DGR	0	0
Residential Accommodation	0	0
Farm Revenue (Ag and Farm Schools only)	0	0
Camp School Fees (Camp Schools only)	0	0
Total Funds:	170,412	84,681
TOTAL	4,609,740	4,524,009

EXPENDITURE - Dec 2025 (Verified Dec Cash)		
	Current Budget (\$)	Actual YTD (\$)
SALARIES		
Appointed Staff	3,274,845	3,274,845
New Appointments	0	0
Casual Payments	462,382	462,382
Other Salary Expenditure	174	174
Total Funds:	3,737,401	3,737,401
GOODS AND SERVICES (CASH EXPENDITURE)		
Administration	33,372	29,895
Lease Payments	56,532	38,979
Utilities, Facilities and Maintenance	155,868	112,822
Buildings, Property and Equipment	126,105	112,420
Curriculum and Student Services	118,242	91,416
Professional Development	12,225	16,822
Transfer to Reserve	0	0
Other Expenditure	3,070	2,345
Payment to CO, Regional Office and Other schools	0	0
Residential Operations	0	0
Residential Boarding Fees to CO (Ag Colleges only)	0	0
Farm Operations (Ag and Farm Schools only)	0	0
Farm Revenue to CO (Ag and Farm Schools only)	0	0
Camp School Fees to CO (Camp Schools only)	0	0
Total Funds:	505,414	404,699
TOTAL	4,242,815	4,142,100

Progress Against Business Plan Targets 2025

Academic

Target	Progress
NAPLAN Stable cohort student progress in Year 3-5 in all areas of NAPLAN will be comparable to like schools.	Met
DIBELS <ol style="list-style-type: none"> 1) Increase the percentage of students achieving at or above the benchmark in Reading Fluency. 2) Increase the percentage of students achieving at or above the benchmark in their Composite Score. 	Working towards Working towards
On – Entry Student achievement across all areas will be comparable to like schools.	Met

Non-Academic

Target	Progress
Attendance The school average attendance rate will be above 90%.	Working towards. Attendance rate for 2025 was 88.1%
Behaviour Reduce the number of major behaviours by 20% through consistent implementation of PBS processes.	Working towards

Our Major Highlights

2025 was a year of building strong foundations for future success at Marangaroo Primary School. Staff worked collaboratively to develop the Business Plan 2026–2028, which clearly outlines the school’s strategic direction. This work informed the development of Operational Plans in English and Mathematics, ensuring a focused and aligned approach to improving student outcomes.

Alongside this strategic work, students were provided with a wide range of learning experiences and opportunities to connect with the school community. Key highlights from 2025 included:

- Harmony Day celebrations, promoting inclusivity and cultural understanding.
- The ongoing work of the PBS Committee in developing the Behaviour Management and Good Standing Policy, alongside the introduction of reward recess and whole-school behaviour lessons.
- In-term swimming lessons.
- Book Week celebrations.
- School and interschool sport, including a trophy-winning performance by our netball team.
- The Year 6 camp at Ern Halliday Recreation Camp.
- The Kindy Café initiative, strengthening early years engagement.
- Mentally Healthy Week, culminating in a community picnic.
- “Tough Stuff” challenges, with the Emus class completing a 4km run/walk.
- The end-of-year Presentation Assembly.
- A Helping Minds Bullying Workshop for Year 5 and 6 students.
- “Have a Try Day” at Girrawheen Senior High School for Year 5 and 6 students.
- A successful Open Evening in Term 3, showcasing student artwork.

2026 Focus and Priorities

Marangaroo Primary School continues its improvement journey in 2026. The following items will be given priority:

- Staff self-reflection against progress of the School Business plan 2026 – 2028.
- Curriculum Teams to continue evaluation of all programs at the school. This evaluation will be of the following programs: Ochre Education, Heggerty, Literacy Pro, UFLI and Word Origins and White Rose Mathematics.
- Alignment to the Department's Quality Teaching Strategy with priority given to whole school practice.
- Using available systemic and school data to drive improvement in Teaching and Learning at Marangaroo that leads to improved student outcomes that are comparable to like schools.
- Prioritise Professional learning with all staff to receive Classroom Management and Trauma Informed Professional Learning. Selected staff to attend Berry Street Education Model training in 2026.
- Develop a workforce plan that considers the needs of the school moving into the next business plan cycle.
- Utilisation of the PBiS app to track student behaviour and identify behavioural trends.
- Literacy and Numeracy leaders to become instructional coaches who model lessons, support staff and provide observation and feedback around lesson structure and content delivery.
- Development of data walls and tracking processes which enable staff to regularly monitor student achievement and respond with targeted intervention.
- Establish clear coaching and observation cycles, with scheduled feedback opportunities linked to school priorities and teaching standards.

